

vtech®

User's Manual

Crazy Legs Learning Bugs™



© 2012 VTech
Printed in China
91-002439-021 US

Dear Parent,

Ever notice the look on your baby's face when they learn something new through their own discovery? These self-accomplished moments are a parent's greatest reward. To help fulfill them, **VTech**[®] created the **Infant Learning**[®] series of toys.

These unique interactive learning toys directly respond to what children do naturally – play! Using innovative technology, these toys react to baby's interactions, making each play experience fun and unique as they learn age-appropriate concepts like first words, numbers, shapes, colors and music. More importantly, **VTech**[®]'s **Infant Learning**[®] toys develop baby's mental and physical abilities by inspiring, engaging and teaching.

At **VTech**[®], we know that a child has the ability to do great things. That's why all of our electronic learning products are uniquely designed to develop a child's mind and allow them to learn to the best of their ability. We thank you for trusting **VTech**[®] with the important job of helping your child learn and grow!

Sincerely,

Your friends at **VTech**[®]

To learn more about **VTech**[®] toys, visit vtechkids.com

INTRODUCTION

Thank you for purchasing the **VTech® Crazy Legs Learning Bugs™** learning toy.

These learning bugs are crawling with fun! Large buttons teach shapes, numbers and nature objects. Baby bug spins with delight and encourages play. Pulling cord stores inside until baby is ready to use it. Rolling design promotes crawling and walking.

SPINNING
BABY BUG

SOUND
EFFECTS
BUTTON

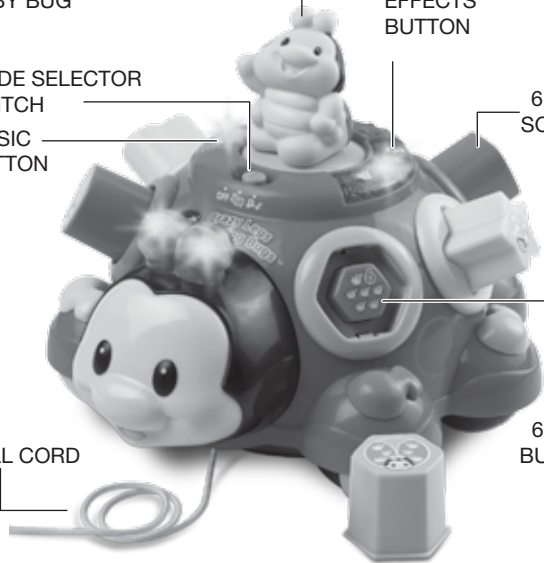
MODE SELECTOR
SWITCH

6 SHAPE
SORTERS

MUSIC
BUTTON

PULL CORD

6 SHAPE
BUTTONS



INCLUDED IN THIS PACKAGE

- One VTech® Crazy Legs Learning Bugs™ learning toy
- One baby bug
- One instruction manual
- Six shape sorter pieces

WARNING: All packing materials, such as tape, plastic sheets, packaging locks and tags are not part of this toy, and should be discarded for your child's safety.

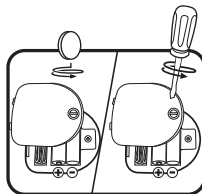
ATTENTION : Pour la sécurité de votre enfant, débarrassez-vous de tous les produits d'emballage tels que rubans adhésifs, feuilles de plastique, attaches et étiquettes. Ils ne font pas partie du jouet.

NOTE: Please keep user's manual as it contains important information.

GETTING STARTED

BATTERY INSTALLATION

1. Make sure the unit is turned **OFF**.
2. Locate the battery cover on the bottom of the unit. Use a coin or a screwdriver to loosen the screw.
3. Install 2 new 'AA' (AM-3/LR6) batteries following the diagram inside the battery box. (The use of new alkaline batteries is recommended for maximum performance.)
4. Replace the battery cover and tighten the screw to secure the battery cover.



BATTERY NOTICE

- Use new alkaline batteries for maximum performance.
- Use only batteries of the same or equivalent type as recommended.
- Do not mix different types of batteries: alkaline, standard (carbon-zinc) or rechargeable (Ni-Cd, Ni-MH), or new and used batteries.
- Do not use damaged batteries.
- Insert batteries with the correct polarity.
- Do not short-circuit the battery terminals.
- Remove exhausted batteries from the toy.
- Remove batteries during long periods of non-use.
- Do not dispose of batteries in fire.
- Do not charge non-rechargeable batteries.
- Remove rechargeable batteries from the toy before charging (if removable).
- Rechargeable batteries are only to be charged under adult supervision.

With the **VTech® Crazy Legs Learning Bugs™** safety comes first:

To ensure your child's safety, the assembly of this product is an adult activity, not a child's activity.


Please ensure the small ladybug is locked into position before giving this toy to a child.

Assembly Instructions

1. Please remove the baby bug label and the paper insert beneath it to expose the hole in the unit. Discard the label and paper insert for your child's safety.



2. Align the bottom of the baby bug with the hole in the unit. Push the baby bug into the hole until it clicks into place.



PRODUCT FEATURES

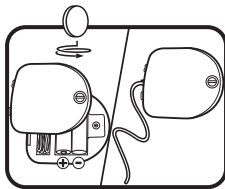
1. MODE SELECTOR SWITCH

To turn the unit **ON**, slide the **MODE SELECTOR SWITCH** to the **Learning** (📖) or the **Music** (🎵) mode position. To turn the unit **OFF**, slide the **MODE SELECTOR SWITCH** to the **OFF** (●) position.



2. PULL CORD

To convert the unit from a push toy to a pull toy, remove the pull cord from the battery compartment and thread it through the eyelet on the bottom of the bug. For your child's safety we suggest you store the pull cord in the compartment until your child is walking and to supervise your child when playing with the pull cord.




3. AUTOMATIC SHUT-OFF

To preserve battery life, the **VTech® Crazy Legs Learning Bugs™** will automatically power-down after approximately 45 seconds without input. The unit can be turned on again by pressing any button. Pulling the unit or spinning the baby bug does not turn the unit back on.

ACTIVITIES

1. Press the **spinning baby bug** to hear talking phrases and fun sound effects in learning mode, and hear songs, talking phrases and fun sound effects in music mode. The baby bug will spin as the unit is pulled along. The lights will flash with the sounds.
2. Press the **shape buttons** to learn shapes, numbers and nature objects in learning mode, and hear sound effects and melodies in music mode. The lights will flash with the sounds.
3. Press the **music button** to hear fun sound effects, talking phrases and questions about shapes or nature objects in learning mode, and hear melodies in music mode. The lights will flash with the sounds.
4. Press the **sound effects button** to hear fun sound effects, talking phrases and questions about shapes or nature objects in learning mode, and hear fun sound effects and short tunes in music mode. The lights will flash with the sounds.





MELODY LIST

- | | |
|-----------------------------|--------------------------------------|
| 1. The Glow Worm | 7. I've Been Working on the Railroad |
| 2. London Bridge | 8. Pop! Goes the Weasel |
| 3. Shoo, Fly | 9. Twinkle, Twinkle, Little Star |
| 4. Mary Had a Little Lamb | 10. Hickory Dickory Dock |
| 5. Old MacDonald Had a Farm | 11. Hey, Diddle Diddle |
| 6. Polly Wolly Doodle | 12. Frere Jacques |

SUNG SONG LYRICS

SONG 1 (to the tune of "Mulberry Bush")

Let's roll around, there's so much to see!
There's so much to learn, come learn with me!
Let's learn our shapes and numbers, too.
Let's take a learning journey!

SONG 2 (to the tune of "Yankee Doodle")

Come, let's roll and play around.
Let's take a learning journey!
Shapes and numbers all around,
We have so much to see!

CARE & MAINTENANCE

1. Keep the unit clean by wiping with a slightly damp cloth.
2. Keep the unit out of direct sunlight and away from any direct heat source.
3. Remove the batteries when the unit is not in use for an extended period of time.
4. Do not drop the unit on hard surfaces and do not expose the unit to moisture or water.





TROUBLESHOOTING

If for some reason the program/activity stops working or malfunctions, please follow these steps:

1. Please turn the unit **OFF**.
2. Interrupt the power supply by removing the batteries.
3. Let the unit stand for a few minutes, then replace the batteries.
4. Turn the unit **ON**. The unit should now be ready to play again.
5. If the product still does not work, replace with a new set of batteries.

If the problem persists, please call our Consumer Services Department at 1-800-521-2010 in the U.S. or 1-877-352-8697 in Canada, and a service representative will be happy to help you.

For information on this product's warranty, please call **VTech**® 1-800-521-2010 in the U.S., or 1-877-352-8697 in Canada.





IMPORTANT NOTE:

Creating and developing **Infant Learning** products is accompanied by a responsibility that we at **VTech**® take very seriously. We make every effort to ensure the accuracy of the information, which forms the value of our products. However, errors sometimes can occur. It is important for you to know that we stand behind our products and encourage you to call our Consumer Services Department at 1-800-521-2010 in the U.S., or 1-877-352-8697 in Canada, with any problems and/or suggestions that you might have. A service representative will be happy to help you.



FCC Information:

This equipment has been tested and found to comply with the limits for a Class B digital device, pursuant to Part 15 of the FCC Rules. These limits are designed to provide reasonable protection against harmful interference in a residential installation. This equipment generates, uses and can radiate radio frequency energy and, if not installed and used in accordance with the instructions, may cause harmful interference to radio communications. However, there is no guarantee that interference will not occur in a particular installation. If this equipment does cause harmful interference to radio or television reception, which can be determined by turning the equipment off and on, the user is encouraged to try to correct the interference by one or more of the following measures:

- 
- Reorient or relocate the receiving antenna
 - Increase the separation between the equipment and receiver
 - Connect the equipment into an outlet on a circuit different from that to which the receiver is connected
 - Consult the dealer or an experienced radio/TV technician for help
- 

THIS DEVICE COMPLIES WITH PART 15 OF THE FCC RULES. OPERATION IS SUBJECT TO THE FOLLOWING TWO CONDITIONS: (1) THIS DEVICE MAY NOT CAUSE HARMFUL INTERFERENCE, AND (2) THIS DEVICE MUST ACCEPT ANY INTERFERENCE RECEIVED, INCLUDING INTERFERENCE THAT MAY CAUSE UNDESIRE OPERATION.

THIS CLASS B DIGITAL APPARATUS COMPLIES WITH CANADIAN ICES-003.

CET APPAREIL NUMÉRIQUE DE LA CLASSE B EST CONFORME À LA NORME NMB-003 DU CANADA.

Caution : Changes or modifications not expressly approved by the party responsible for compliance could void the user's authority to operate the equipment.



PRODUCT WARRANTY

This Warranty is applicable only to the original purchaser, is non-transferable and applies only to "VTech" products or parts. This product is covered by a 3-month Warranty from the original purchase date, under normal use and service, against defective workmanship and materials. This Warranty does not apply to (a) consumable parts, such as batteries; (b) cosmetic damage, including but not limited to scratches and dents; (c) damage caused by use with non-VTech products; (d) damage caused by accident, misuse, unreasonable use, immersion in water, neglect, abuse, battery leakage, or improper installation, improper service, or other external causes; (e) damage caused by operating the product outside the permitted or intended uses described by VTech in the owner's manual; (f) a product or part that has been modified (g) defects caused by normal wear and tear or otherwise due to the normal aging of the product; or (h) if any VTech serial number has been removed or defaced.

Prior to returning a product for any reason, please notify the VTech Consumer Services Department, by sending an email to vtechkids@vtechkids.com or calling 1-800-521-2010. If the service representative is unable to resolve the issue, you will be provided instructions on how to return the product and have it replaced under Warranty. Return of the product under Warranty must adhere to the following rules:

If VTech believes that there may be a defect in the materials or workmanship of the product and can confirm the purchase data and location of the product, we will at our discretion replace the product with a new unit or product of comparable value. A replacement product or parts assumes the remaining Warranty of the original product or 30 days from the date of replacement, whichever provides longer coverage.

THIS WARRANTY AND THE REMEDIES SET FORTH ABOVE ARE EXCLUSIVE AND IN LIEU OF ALL OTHER WARRANTIES, REMEDIES AND CONDITIONS, WHETHER ORAL, WRITTEN, STATUTORY, EXPRESS OR IMPLIED. IF VTECH CANNOT LAWFULLY DISCLAIM STATUTORY OR IMPLIED WARRANTIES THEN TO THE EXTENT PERMITTED BY LAW, ALL SUCH WARRANTIES SHALL BE LIMITED TO THE DURATION OF THE EXPRESS WARRANTY AND TO THE REPLACEMENT SERVICE AS DETERMINED BY VTECH IN ITS SOLE DISCRETION.

To the extent permitted by law, VTech will not be responsible for direct, special, incidental or consequential damages resulting from any breach of Warranty.

This Warranty is not intended to persons or entities outside the United States of America. Any disputes resulting from this Warranty shall be subject to the final and conclusive determination of VTech .

To register your product online at www.vtechkids.com/warranty